

ZAXIS-6 series

HITACHI

Reliable solutions

ZAXIS17U / 19U



HYDRAULIC EXCAVATOR

Model code : ZX17U-6 / ZX19U-6

Engine rated power : 11.5 kW (ISO14396)

Operating weight : ZX17U-6 : 1 760 kg

ZX19U-6 : 1 880 kg

Bucket ISO heaped : 0.02-0.05 m³

ZX17U-6 / ZX19U-6

The user-friendly
excavator



6. Efficient performance



8. Exceptional comfort



10. Easy to maintain

No compromise







Comfortable cab

Wide adjustable suspension seat, folding foot pedals and adjustable armrest.

Perfect fit

Lightweight and compact, the ZX17U-6 and ZX19U-6 are easy to transport from one job site to another, and offer high levels of productivity, comfort and versatility. Easy to operate, they are ideal for rental, utilities, foundation work, landscaping, and indoor demolition and construction projects.



Greater versatility

Adjustable crawler track is ideal in confined areas or if greater stability is required.



Short-tail swing radius

The short-tail swing radius is ideal for urban areas, where space is limited.



Enhanced comfort

Three-post canopy design enhances comfort and visibility.



Energy efficient

LED lights on the boom have a longer lifetime than halogen alternatives.



Easy maintenance

The radiator and oil cooler are conveniently positioned side by side.



Added durability

Boom cylinder guard, V-shaped cylinder cover and D-frame enhance durability.

Efficient performance

The Stage V-compliant engine and Hitachi hydraulic system ensure the ZX17U-6 and ZX19U-6 work productively and efficiently on any job site. They are exceptionally versatile for working in small spaces, thanks to their compact size, short-tail swing and adjustable tracks.

High productivity

The ZX17U-6 and ZX19U-6 deliver high levels of productivity, quick cycle time and an efficient hydraulic system.

Outstanding versatility

The crawler tracks can be retracted or widened – depending on the requirements of the job site – from 980mm, for working in small spaces or being loaded on to a truck, to 1,280mm for greater stability.

Built to last

Durable features of the ZX17U-6 and ZX19U-6 – such as a reinforced D-frame, V-shaped cylinder cover and boom cylinder guard – ensure a reliable performance, helping you to get the job done on time and on budget.



Quick cycle time and efficient hydraulics ensure high productivity.



Expandable crawler tracks enhance versatility and stability.



Short-tail swing radius is ideal for working in narrow spaces.



Controls are within easy reach.



Three-post canopy design enhances visibility.



Exceptional comfort

The ZX17U-6 and ZX19U-6 provide a spacious working environment for operators. They have also been designed to be easy to operate, even for first-time users.

Spacious workspace

Fitted with a wide and adjustable sliding suspension seat, folding foot pedals and adjustable arm rest, the ZX17U-6 and ZX19U-6 provide a high level of comfort for operators. The three-post canopy design enhances visibility of the job site and is compatible with ROPS and OPG top guard (Level 1).

Easy operation

User-friendly controls are in easy reach of the operator and the hydraulic pilot control levers ensure a smooth operation. Low noise levels, even with the canopy design, allow operators to work more comfortably.

Enhanced design

The ZX17U-6 and ZX19U-6 are equipped with new LED lights on the boom. These have a longer lifetime than halogen alternatives for efficient energy use.



Wide adjustable suspension seat is comfortable for operators.

Easy to maintain

To guarantee a seamless operation, the ZX17U-6 and ZX19U-6 have been designed with several easy maintenance features that allow you to carry out cleaning and servicing quickly and effortlessly.

Convenient access

The engine and radiator covers have been designed to allow easy access. More space around the fuel tank opening makes the new mini excavators easier to refuel.

Quick cleaning

The back of the blade is slanted, and shaped to minimise the build-up of dirt and make it easier to remove.

Safety first

The battery disconnect switch is now available as standard for safer and easier maintenance.



Daily inspection points are grouped together for convenience.



Easy to open covers provide quick access.



Sufficient space around the fuel tank opening for easy refuelling.

SPECIFICATIONS

ENGINE

Model	3TNV70
Type	Water-cooled, 4-cycle, swirl combustion chamber injection type diesel engine
No. of cylinders	3
Rated power	
ISO 14396	11.5 kW at 2 400 min ⁻¹
ISO 9249, net	10.6 kW at 2 400 min ⁻¹
SAE J1349, net	10.6 kW at 2 400 min ⁻¹
Maximum torque	48.8 Nm at 1 800 min ⁻¹
Piston displacement	0.854 L
Bore and stroke	70 mm x 74 mm
Battery	1 x 12 V / 36 Ah

HYDRAULIC SYSTEM

Hydraulic Pumps

Main pumps	2 variable displacement axial piston pumps 1 gear pump
Maximum oil flow	2 x 19.2 L/min 1 x 10.8 L/min
Pilot pump	1 gear pump
Maximum oil flow	6.5 L/min

Hydraulic Motors

Travel	2 variable displacement axial piston motors
Swing	1 gear pump

Relief Valve Settings

Implement circuit	20.6 Mpa
Swing circuit	13.7 Mpa
Travel circuit	20.6 Mpa
Pilot circuit	3.9 Mpa

Hydraulic Cylinders

ZAXIS 17U

	Quantity	Bore	Rod diameter	Stroke
Boom (3-Pillar canopy)	1	60 mm	35 mm	435 mm
Arm	1	55 mm	30 mm	406 mm
Bucket	1	55 mm	30 mm	311 mm
Blade	1	65 mm	35 mm	94 mm
Boom swing	1	60 mm	30 mm	298 mm
Span	1	50 mm	30 mm	312 mm

ZAXIS 19U

	Quantity	Bore	Rod diameter	Stroke
Boom (3-Pillar canopy)	1	60 mm	35 mm	435 mm
Arm	1	60 mm	35 mm	406 mm
Bucket	1	55 mm	30 mm	311 mm
Blade	1	65 mm	35 mm	94 mm
Boom swing	1	60 mm	30 mm	298 mm
Span	1	50 mm	30 mm	312 mm

UPPERSTRUCTURE

Swing Device

Axial piston motor with planetary reduction gear is bathed in oil. Swing circle is single-row. Swing parking brake is spring-set/hydraulic-released disc type.

Swing speed	9.4 min ⁻¹
Swing torque	1.4 kNm

UNDERCARRIAGE

Tracks

Tractor-type undercarriage. Welded track frame using selected materials. Side frame extended by cylinder span.

Numbers of Rollers on Each Side

Lower rollers	3
---------------------	---

Operator's Cab

Each track driven by 2-speed axial piston motor. Parking brake is spring-set/hydraulic-released disc type.

Travel speeds	High : 0 to 4.2 km/h Low : 0 to 2.4 km/h
---------------------	---

Maximum traction force...	11.4 kN (1 160 kgf)
---------------------------	---------------------

Gradeability	47% (25 degree) continuous
--------------------	----------------------------

SOUND LEVEL

Sound level canopy according to ISO 6396	LpA 76 dB(A)
External sound level according to ISO 6395 and EU Directive 2000/14/EC	LwA 93 dB(A)

SERVICE REFILL CAPACITIES

Fuel tank	20.0 L
Engine coolant	2.7 L
Engine oil	3.1 L
Travel device (each side)	0.25 L
Hydraulic system	26.0 L
Hydraulic oil tank	14.0 L

WEIGHTS AND GROUND PRESSURE

Operating Weight and Ground Pressure

ZAXIS 17U

3-PILLAR CANOPY

Shoe type	Shoe width	Arm length	kg	kPa (kgf/cm ²)
Rubber shoe	230 mm	0.93 m	1 760 *	26.6 (0.27)

Including 1.82 m boom and 0.044 m³ bucket (ISO heaped).

* (Operating weight with 0.044 m³ bucket, fully serviced, +80 kg operator ISO 6016).

ZAXIS 19U

3-PILLAR CANOPY

Shoe type	Shoe width	Arm length	kg	kPa (kgf/cm ²)
Rubber shoe	230 mm	1.13 m	1 880 *	28.3 (0.29)

Including 1.82 m boom and 0.044 m³ bucket (ISO heaped).

* (Operating weight with 0.044 m³ bucket, fully serviced, +80 kg operator ISO 6016).

BUCKET AND ARM DIGGING FORCE

ZAXIS 17U

0,5 m	0.93 m
Bucket digging force ISO	16.0 kN (1 630 kgf)
Bucket digging force SAE : PCSA	12.5 kN (1 270 kgf)
Arm crowd force ISO	8.6 kN (880 kgf)
Arm crowd force SAE : PCSA	7.9 kN (810 kgf)

ZAXIS 19U

0,5 m	1.13 m
Bucket digging force ISO	16.0 kN (1 630 kgf)
Bucket digging force SAE : PCSA	12.6 kN (1 280 kgf)
Arm crowd force ISO	9.2 kN (940 kgf)
Arm crowd force SAE : PCSA	8.5 kN (870 kgf)

BACKHOE ATTACHMENTS

ZAXIS 17U

Boom and arms are of welded, box-section design. 1.82 m boom, 0.93 m arm is available.

Buckets

Capacity ISO heaped	Width		No. of teeth	Weight	Recommendation
	Without side cutters	With side cutters			Arm 0.93 m
0.020 m ³	250 mm	300 mm	3	32.0 kg	○
0.035 m ³	300 mm	350 mm	3	34.6 kg	○
0.040 m ³	350 mm	400 mm	3	36.6 kg	○
0.044 m ³	400 mm	450 mm	3	38.6 kg	○
0.050 m ³	450 mm	500 mm	3	40.9 kg	□

○ Suitable for materials with density of 2 000 kg/m³ or less

□ Suitable for materials with density of 1 600 kg/m³ or less

ZAXIS 19U

Boom and arms are of welded, box-section design. 1.82 m boom, 1.13 m arm is available.

Buckets

Capacity ISO heaped	Width		No. of teeth	Weight	Recommendation
	Without side cutters	With side cutters			Arm 1.13 m
0.020 m ³	250 mm	300 mm	3	32.0 kg	○
0.035 m ³	300 mm	350 mm	3	34.6 kg	○
0.040 m ³	350 mm	400 mm	3	36.6 kg	○
0.044 m ³	400 mm	450 mm	3	38.6 kg	□
0.050 m ³	450 mm	500 mm	3	40.9 kg	△

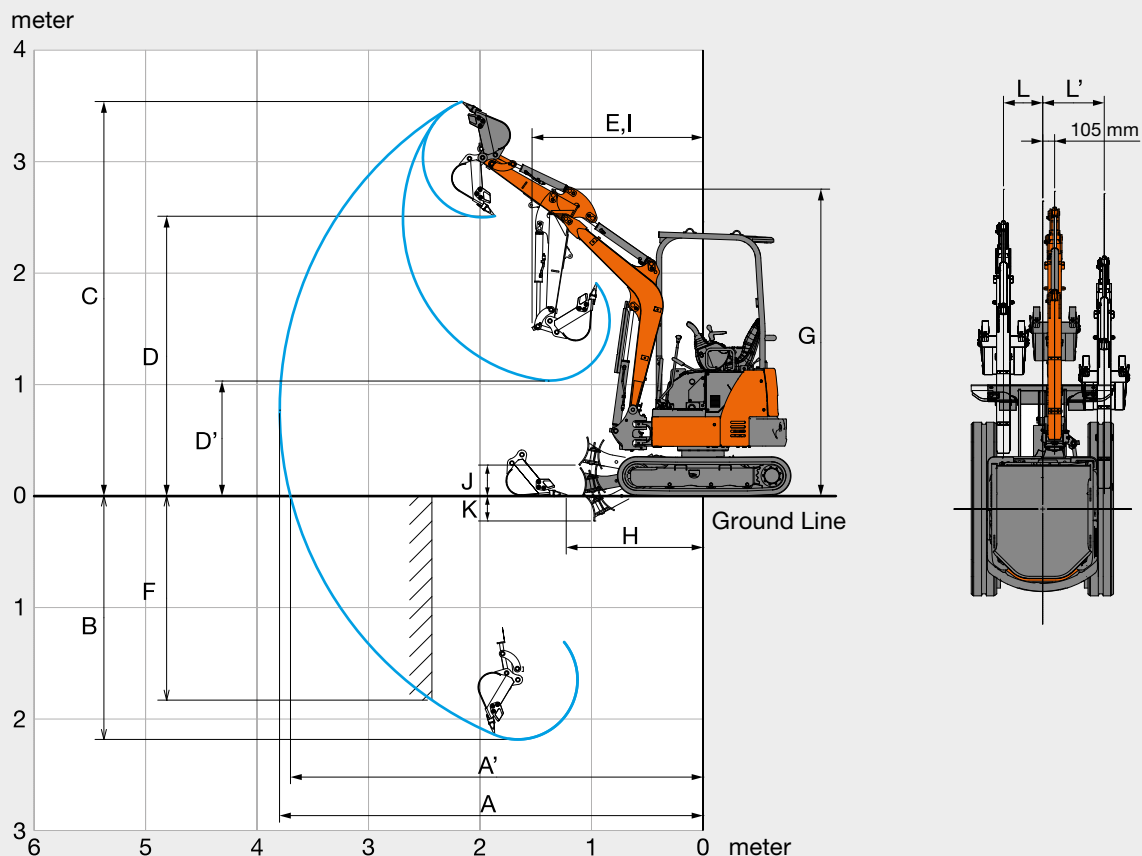
○ Suitable for materials with density of 2 000 kg/m³ or less

□ Suitable for materials with density of 1 600 kg/m³ or less

△ Suitable for materials with density of 1 100 kg/m³ or less

SPECIFICATIONS

WORKING RANGES

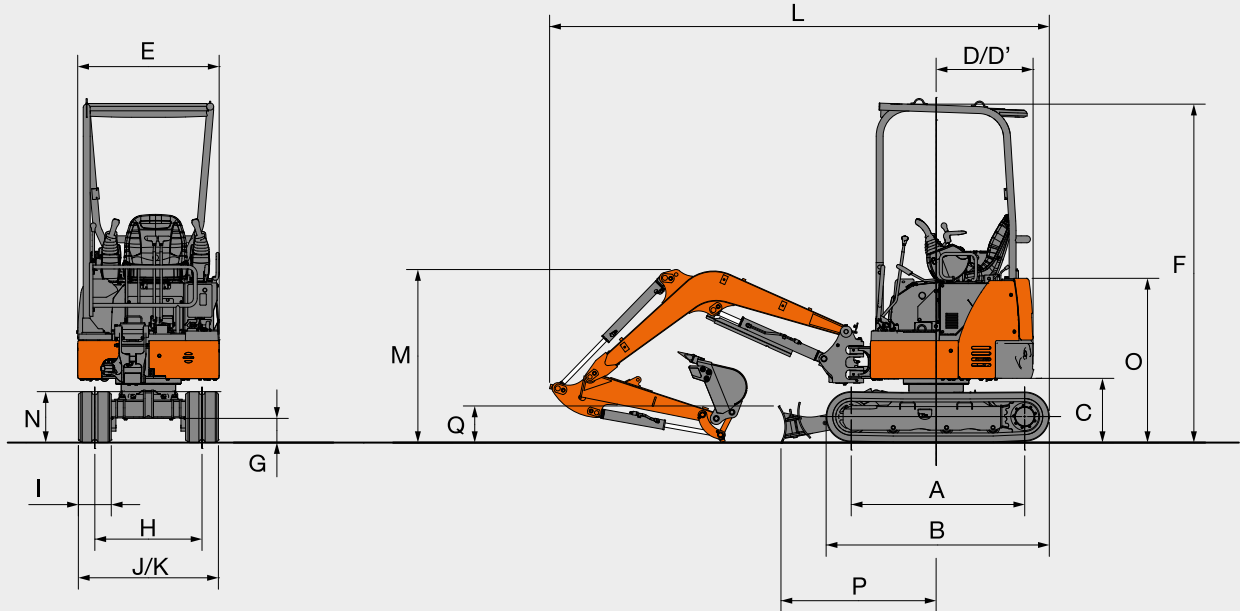


This illustration shows with 0.93 m arm, 0.044 m³ bucket and 230 mm rubber shoes.

Unit: mm

	ZAXIS 17U
	0.93 m arm
	3-Pillar Canopy
A Max. digging reach	3 810
A' Max. digging reach (on ground)	3 720
B Max. digging depth	2 190
C Max. cutting height	3 540
D Max. dumping height	2 510
D' Min. dumping height	1 040
E Min. swing radius	1 530
F Max. vertical wall digging depth	1 840
G Front height at Min. swing radius	2 770
H Min. level crowding distance	1 230
I Working radius at Min. swing radius (Max. boom-swing angle)	1 060
J Blade bottom highest position above ground	230
K Blade bottom lowest position above ground	260
L/L' Offset distance	355 / 555
Max. boom-swing angle (deg.)	70 / 50

DIMENSIONS



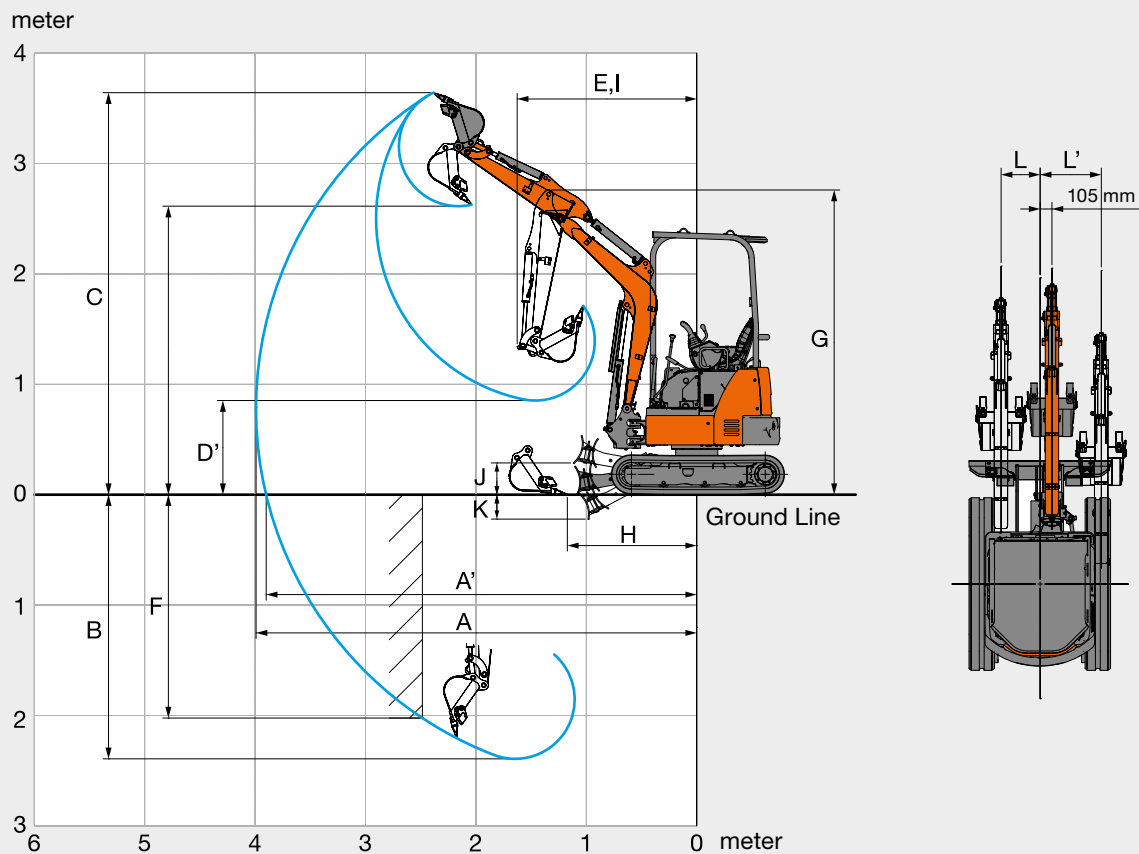
This illustration shows with 0.93 m arm, 0.044 m³ bucket and 230 mm rubber shoes.

Unit: mm

	ZAXIS 17U
	3-Pillar Canopy
A Distance between tumblers	1 210
B Undercarriage length	1 570
C Counterweight clearance	450
D Rear-end swing radius	680
D' Rear-end length	680
E Overall width of upperstructure	990
F Overall height of cab	2 380
G Min. ground clearance	165
H Track gauge (Retract / Extend)	750 / 1 050
I Track shoe width	230
J Undercarriage (Blade) width (Retract / Extend)	980 / 1 280
K Overall width (Retract / Extend)	990 / 1 280
L Overall length	3 500
M Overall height of boom	1 210
N Track height	360
O Engine cover-height	1 150
P Horizontal distance to blade	1 090
Q Blade height	220

SPECIFICATIONS

WORKING RANGES

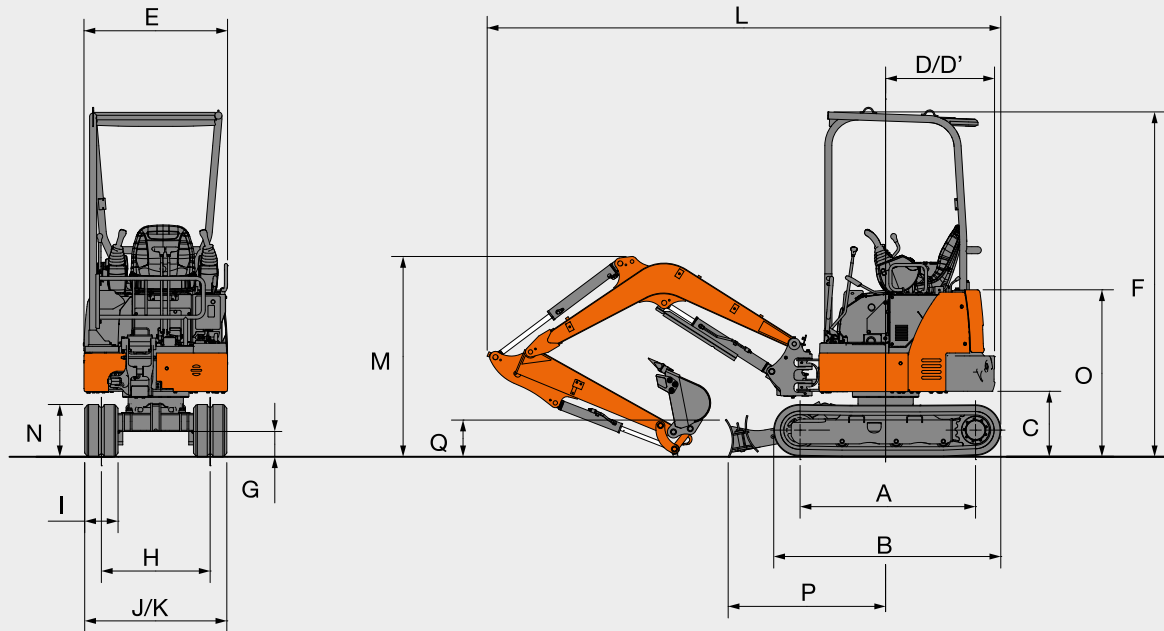


This illustration shows with 1.13 m arm, 0.044 m³ bucket and 230 mm rubber shoes.

Unit: mm

	ZAXIS 19U
	1.13 m arm
	3-Pillar Canopy
A Max. digging reach	3 990
A' Max. digging reach (on ground)	3 900
B Max. digging depth	2 390
C Max. cutting height	3 640
D Max. dumping height	2 610
D' Min. dumping height	850
E Min. swing radius	1 620
F Max. vertical wall digging depth	2 020
G Front height at Min. swing radius	2 770
H Min. level crowding distance	1 170
I Working radius at Min. swing radius (Max. boom-swing angle)	1 060
J Blade bottom highest position above ground	230
K Blade bottom lowest position above ground	260
L/L' Offset distance	355 / 555
Max. boom-swing angle (deg.)	70 / 50

DIMENSIONS



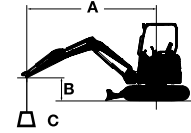
This illustration shows with 1.13 m arm, 0.044 m³ bucket and 230 mm rubber shoes.

Unit: mm

	ZAXIS 19U 3-Pillar Canopy
A Distance between tumblers	1 210
B Undercarriage length	1 570
C Counterweight clearance	450
D Rear-end swing radius	755
D' Rear-end length	755
E Overall width of upperstructure	990
F Overall height of cab	2 380
G Min. ground clearance	165
H Track gauge (Retract / Extend)	750 / 1 050
I Track shoe width	230
J Undercarriage (Blade) width (Retract / Extend)	980 / 1 280
K Overall width (Retract / Extend)	990 / 1 280
L Overall length	3 540
M Overall height of boom	1 390
N Track height	360
O Engine cover-height	1 150
P Horizontal distance to blade	1 090
Q Blade height	220

MACHINE CAPACITIES

- Notes:
1. Ratings are based on ISO 10567.
 2. Lifting capacity does not exceed 75% of tipping load with the machine on firm, level ground or 87% full hydraulic capacity.
 3. The load point is the center-line of the bucket pivot mounting pin on the arm.
 4. *Indicates load limited by hydraulic capacity.
 5. 0 m = Ground.



- A: Load radius
B: Load point height
C: Lifting capacity

To determine lifting capacities, apply "Rating over-side or 360 degrees" machine capacities from table with "Blade above Ground" and deduct weight of installed attachment and quick hitch.

ZAXIS 17U 3-Pillar Canopy Version, Blade above Ground

Rating over-front Rating over-side or 360 degrees Unit : 1 000 kg

Conditions	Load point height m	Load radius						At max. reach		
		1.0 m		2.0 m		3.0 m				meter
Boom 1.82 m Arm 0.93 m Counterweight 120 kg Rubber shoe 230 mm	2.0							0.26	0.24	2.98
	1.0			0.45	0.42	0.25	0.23	0.22	0.2	3.27
	0 (Ground)			0.42	0.39	0.24	0.22	0.22	0.21	3.15
	-1.0	*1.12	*1.12	0.42	0.39			0.29	0.28	2.58

ZAXIS 17U 3-Pillar Canopy Version, Blade on Ground

Rating over-front Rating over-side or 360 degrees Unit : 1 000 kg

Conditions	Load point height m	Load radius						At max. reach		
		1.0 m		2.0 m		3.0 m				meter
Boom 1.82 m Arm 0.93 m Counterweight 120 kg Rubber shoe 230 mm	2.0							*0.40	0.24	2.98
	1.0			*0.70	0.42	*0.44	0.23	*0.41	0.2	3.27
	0 (Ground)			*0.81	0.39	*0.46	0.22	*0.42	0.21	3.15
	-1.0	*1.12	*1.12	*0.63	0.39			*0.42	0.28	2.58

ZAXIS 19U 3-Pillar Canopy Version, Blade above Ground

Rating over-front Rating over-side or 360 degrees Unit : 1 000 kg

Conditions	Load point height m	Load radius						At max. reach		
		1.0 m		2.0 m		3.0 m				meter
Boom 1.82 m Arm 1.13 m Counterweight 240 kg Rubber shoe 230 mm	2.0					0.3	0.28	0.27	0.26	3.18
	1.0			0.53	0.49	0.29	0.27	0.24	0.22	3.44
	0 (Ground)			0.49	0.46	0.28	0.26	0.24	0.23	3.34
	-1.0	*0.94	*0.94	0.49	0.46			0.3	0.29	2.81

ZAXIS 19U 3-Pillar Canopy Version, Blade on Ground

Rating over-front Rating over-side or 360 degrees Unit : 1 000 kg

Conditions	Load point height m	Load radius						At max. reach		
		1.0 m		2.0 m		3.0 m				meter
Boom 1.82 m Arm 1.13 m Counterweight 240 kg Rubber shoe 230 mm	2.0					*0.36	0.28	*0.36	0.26	3.18
	1.0			*0.64	0.49	*0.42	0.27	*0.38	0.22	3.44
	0 (Ground)			*0.81	0.46	*0.46	0.26	*0.39	0.23	3.34
	-1.0	*0.94	*0.94	*0.69	0.46			*0.41	0.29	2.81

EQUIPMENT

● : Standard equipment

○ : Optional equipment

ENGINE

Alternator 12V - 40 A	●
Cartridge-type engine oil filter	●
Electrical fuel feed pump	●
Fuel main filter	●
Radiator reserve tank	●
Water-separator for engine fuel	●

HYDRAULIC SYSTEM

Full-flow filter	●
Hydraulic pilot type control levers	●
Pilot control shut-off lever with neutral engine start system	●
Pilot filter	●
Suction filter	●
Swing parking brake	●
Travel parking brake	●
Two-speed travel system	●
Valve for extra piping	●

3-PILLAR CANOPY

Anti-slip plate	●
Arm rests	●
Electric horn	●
Floor mat	●
Power outlet 12V	●
ROPS/OPG canopy	●
Seat belt	●
Suspension seat	●

LIGHTS

Working light	●
Working LED light	○

UPPERSTRUCTURE

Batteries 1 x 36 Ah	●
Battery disconnect switch	●
Counterweight 120 kg: ZAXIS 17U	●
Counterweight 240 kg: ZAXIS 19U	●

UNDERCARRIAGE

Retractable undercarriage	●
Rubber shoe 230 mm	●

FRONT ATTACHMENTS

Extra piping	●
HN bushing	●
0.93 m arm: ZAXIS 17U	●
1.13 m arm: ZAXIS 19U	●
1.82 m boom	●

MISCELLANEOUS

Theft deterrent system*	○
-------------------------	---

Standard and optional equipment may vary by country, so please consult your Hitachi dealer for details.

* Hitachi Construction Machinery cannot be held liable for theft, any system will just minimize the risk of theft.

Prior to operating this machine, including satellite communication system, in a country other than a country of its intended use, it may be necessary to make modifications to it so that it complies with the local regulatory standards (including safety standards) and legal requirements of that particular country. Please do not export or operate this machine outside the country of its intended use until such compliance has been confirmed. Please contact your Hitachi dealer in case of questions about compliance.

These specifications are subject to change without notice. Illustrations and photos show the standard models, and may or may not include optional equipment, accessories, and all standard equipment with some differences in color and features. Before use, read and understand the Operator's Manual for proper operation.

